




# NATIONAL ANTISEMITIC CRIME AUDIT 2014-2015



**CAMPAIGN AGAINST ANTISEMITISM**

PO Box 2647, London W1A 3RB

Registered charity 1163790

✉ [info@antisemitism.uk](mailto:info@antisemitism.uk)

☎ +44 (0)330 822 0321

🌐 [www.antisemitism.uk](http://www.antisemitism.uk)

# TABLE OF CONTENTS

Foreword	3
National Data	5
Regional Data	9
Recommendations	13
Methodology	15
Data Tables	19

**The UK has one of the strongest legislative frameworks in the world to protect communities from hostility, violence and bigotry. But we must ensure that these laws are rigorously enforced and that victims feel confident about coming forward to report crimes.**

**I welcome this review by the Campaign Against Antisemitism and we will consider its recommendations carefully as we develop our new Hate Crime Action Plan.**

**HOME SECRETARY, THERESA MAY**



# FOREWORD

In 2014, antisemitic crime broke all previous records. Many linked the surge in Jew-hatred across Britain to fighting between Israel and Hamas, and expected antisemitic crime levels to fall to a background level. That is not what happened.

Our team has analysed data provided from all of the police forces in the United Kingdom.

## We now know that in 2015:

- Police forces recorded a **25.7% increase in hate crime against Jews**, making it the **worst year on record** for antisemitic crime. The level of antisemitic crime was consistently high throughout the year.
- **Violent antisemitic crime jumped by 50.8%**. In 2014 violent acts accounted for 16.9% of all antisemitic crime, but by 2015 violent acts accounted for 20.3% of antisemitic crime.
- Despite the growth in antisemitic crime, **police forces charged 7.2% fewer cases** in 2015 than in 2014, meaning that only 13.6% of cases resulted in charges being brought.
- There was no change in the non-criminal antisemitic acts reported to the police, meaning that in 2015 a higher proportion of the antisemitic acts reported to the police were criminal.

When the current wave of antisemitism began in 2014, politicians and police chiefs were quick to promise tough action. The day after Campaign Against

Antisemitism rallied outside the Royal Courts of Justice, the Prime Minister echoed our call for zero tolerance law enforcement against antisemites.

## The promised crackdown has not materialised.

In far too many cases, rank and file police officers and prosecutors often do not recognise some of the forms of antisemitism, or fail to take it seriously. Officers and prosecutors are not being given sufficient training or oversight.

The results speak for themselves.

Antisemitic crime is climbing fast, violence against Jews is soaring, and the police response is gradually getting worse. **If Britain is to escape the fate of other European countries, where antisemitism and extremism are rife and Jews are leaving in their thousands, we must train our frontline police officers and prosecutors, and properly oversee them.**

## We recommend:

- **Specific training and guidance on antisemitic hate crime for officers and prosecutors**, produced in close consultation with us, in addition to the generic hate crime training that leaves officers and prosecutors ill-equipped to deal with the intricacies of antisemitism.
- **A review of all forces by Her Majesty's Inspectorate of Constabulary and the appointment of a senior officer in each force** with responsibility for overseeing the response to antisemitic hate crime.
- Recording and regular **publication by the Crown Prosecution Service of cases involving antisemitism and their outcomes**.

This data should alarm those responsible for enforcing the law: they are failing British Jews badly. Britain has the political will to fight antisemitism and strong laws with which to do it, but in too many cases, those responsible for tackling the rapidly growing racist targeting of British Jews are failing to enforce the law.

If the situation continues to deteriorate, the Jewish community will be faced with the kind of rampant antisemitism seen in other European countries, which has left Jews feeling fearful and abandoned, many of them convinced that they have no choice but to emigrate.

The time to act was 2014. The authorities can still make up for lost time, but the window is closing. Britain's fight against antisemitism and extremism cannot be allowed to fail.

Gideon Falter  
**CHAIRMAN**

# NATIONAL DATA

## CONSISTENTLY ELEVATED LEVEL OF ANTISEMITIC CRIME

In all but eight of the forty-five geographic police forces surveyed, there was an increase in antisemitic crime in 2015 compared to 2014.

Police forces across the United Kingdom recorded 746 antisemitic crimes in 2014, but that rose to 938 antisemitic crimes in 2015, representing a **25.7% rise**.

Of particular note is that whereas 28.9% of antisemitic crime in 2014 occurred during the months of July, August and November,

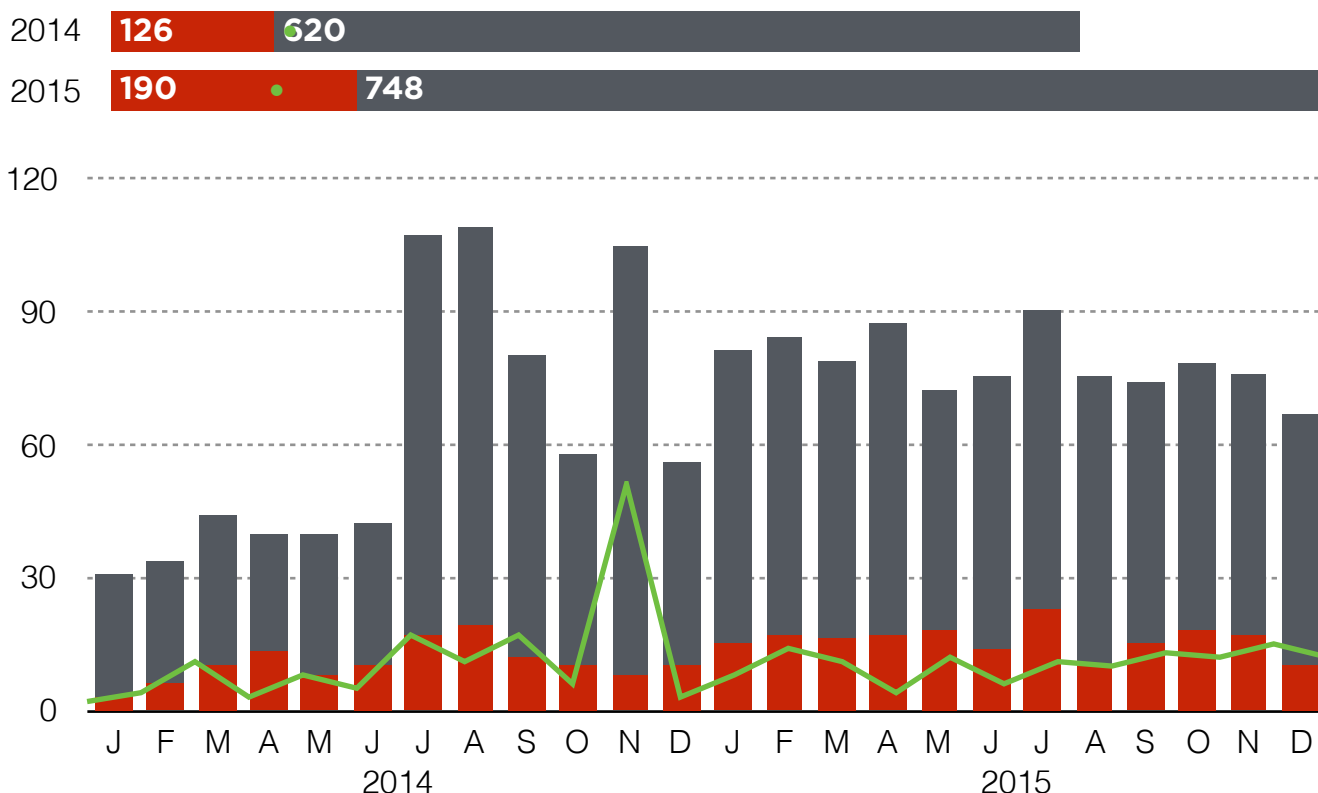
there were no similar peaks in 2015 and **the level of antisemitic crime was consistently high every month**. Indeed, **any given month in 2015 saw about twice as much antisemitic crime as any of the first six months of 2014, prior to the fighting between Israel and Hamas** in July and August 2014.

Expectations that antisemitic crime would gradually return to levels seen prior to the 2014 war in Gaza were proved incorrect. Instead, a consistently elevated level of antisemitic crime was established as the new normality for British Jews.

One explanation could be that antisemitic crime is ratcheting up such that during a trigger incident, such as a war involving

### ANTISEMITIC CRIMES IN THE UK 2014-2015

- Non-violent antisemitic crime
- Violent antisemitic crime
- Antisemitic crimes charged





Israel, people are persuaded to adopt hatred of Jewish people. This would explain the fact that after the peak in antisemitic crime in July and August, the level of antisemitic crime remained higher than it had been previously.

Another explanation is that there are not necessarily more antisemites, but that those engaging in antisemitic acts are doing so more often, or more aggressively. This would be explained by the growth in antisemitism as a core part of far-left and Islamist ideology. Islamism continued to make gains in Britain in 2015, as did the far-left. Far-right groups also show signs of rejuvenation and have become much more active.

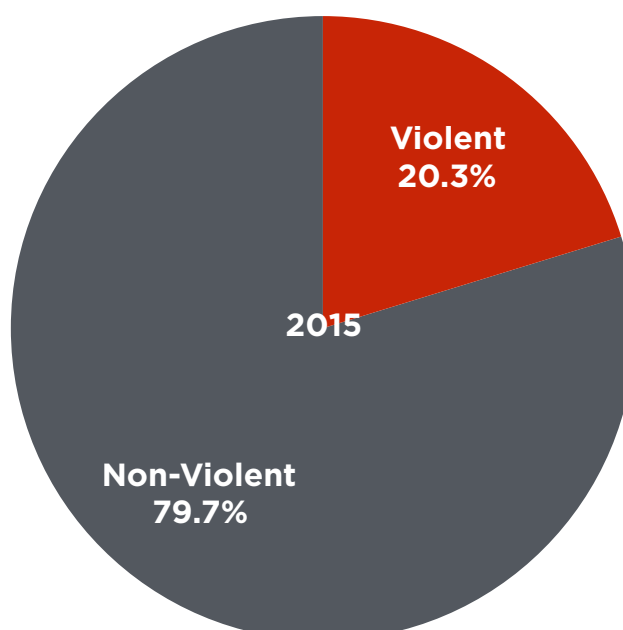
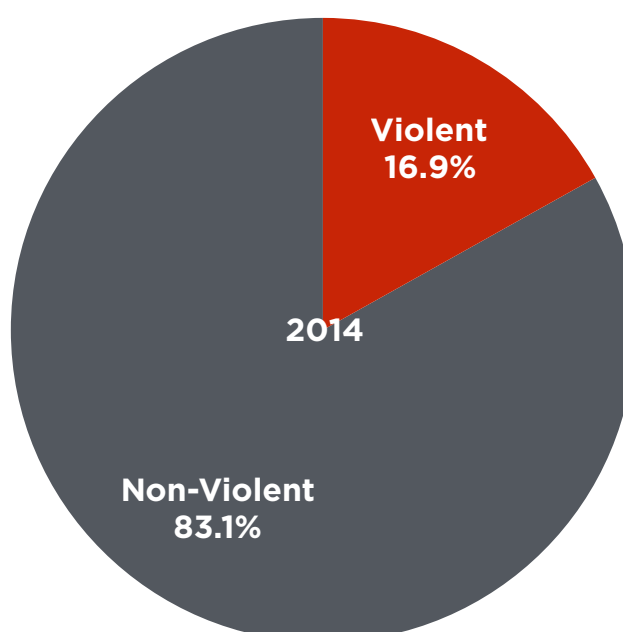
Without more granular crime data, it is not possible to say with any certainty whether the antisemitic crimes recorded by police forces were perpetrated by particular groups, or whether those convicted of antisemitic hate crimes were serial offenders.

## FIFTY PERCENT LEAP IN ANTISEMITIC VIOLENCE

**Violent antisemitic crimes recorded by police forces increased by 50.8%** between 2014 and 2015. Whereas in 2014, 126 violent antisemitic crimes were recorded, in 2015 there were 190. This means that as well as antisemitic crime increasing in volume, the nature of that crime is also escalating: in 2014, 16.9% of antisemitic crime involved violence, but in 2015 the proportion of antisemitic crimes

involving violence rose to 20.3%.

This means that **on average in 2015, one in five antisemitic crimes involved an act of violence** against a Jewish member of the public. In May and July 2015, one in four antisemitic crimes involved violence. The increase in violent antisemitic crime is an extremely worrying development.



The most likely explanation for such a large growth in antisemitic violence is the increasing evidence of antisemitism being used as a core component of the violent ideologies of Islamism and neo-Nazism, both of which continue to gain adherents. Whilst Islamists and neo-Nazis agree on little, they both agree that Jews are their enemy and must be violently oppressed. Their means of inciting such violence draw on themes and messages of the kind used by Nazi Germany, which are proliferating on social media and amongst students.

## FAILURE TO CHARGE

One of the most startling revelations is that **despite the promises to crack down on antisemitism and the huge surge in antisemitic crime to a record-breaking level, the number of antisemitic crimes charged in 2015 decreased.**

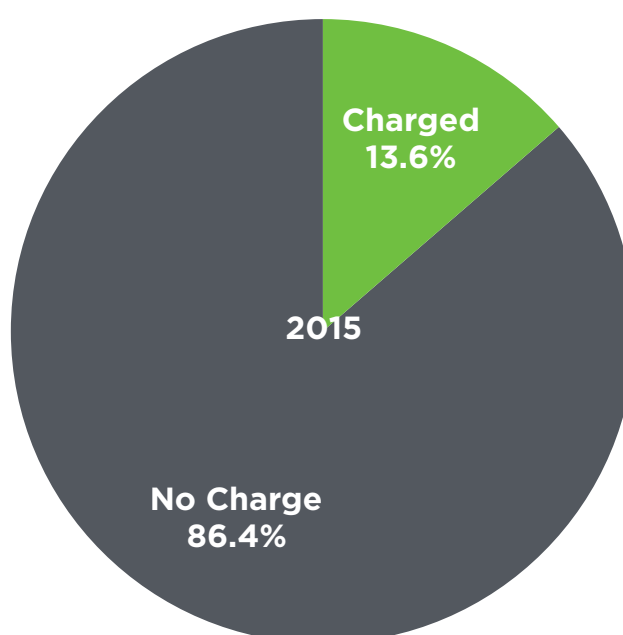
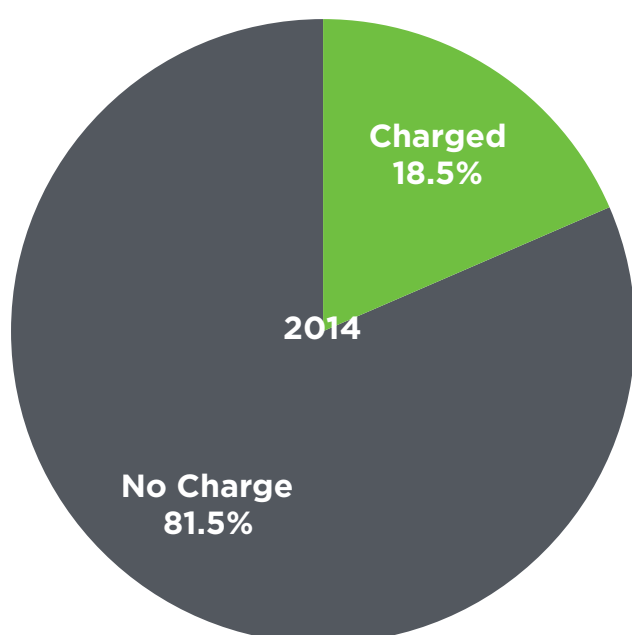
Crimes take time to investigate, so increased charging would normally be

expected to lag behind increases in the number of crimes, however 2015 saw a decrease in the number of crimes charged.

Whilst only ten fewer cases were charged in 2015 than in 2014 — a small number in absolute terms — the growth in the number of crimes ought to have produced a corresponding increase in the number of cases charged.

There is considerable evidence of cases that police forces have mishandled, generally due to an inadequate recognition on the part of police officers of the nature of antisemitism and ignorance as to the offences that are relevant to antisemitic crime and how to investigate them. For example, many cases of antisemitic crime involve anti-Jewish racist discourse which many officers easily mistake for non-criminal political discourse.

The Crown Prosecution Service does not keep records of cases involving



antisemitism separately, so it is not possible to ascertain how many cases that were charged resulted in a prosecution, nor is it possible to know how many of those prosecutions succeeded.

## NO CHANGE IN NON-CRIMINAL INCIDENTS

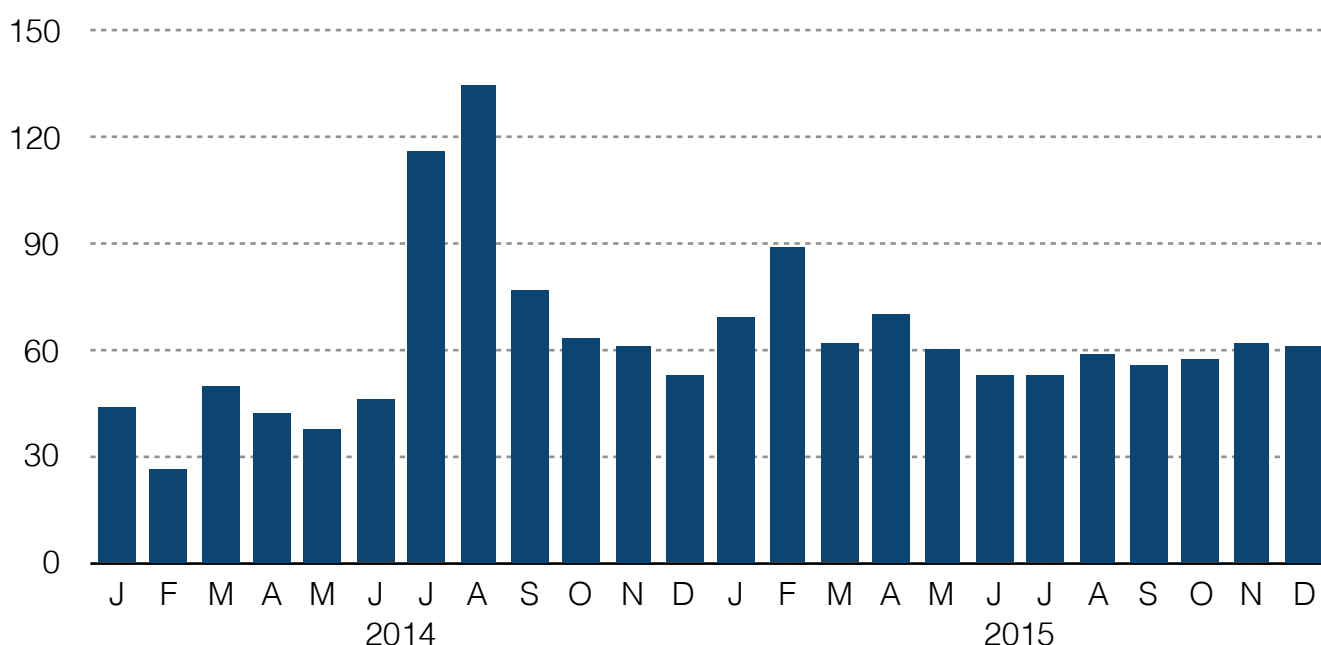
Police forces keep records of non-criminal incidents that are reported to them, however it should be stressed that incident data includes any report made to the police that is not criminal, which means that incidents are unqualified and may have no connection to criminality at all. Instead, incident data is provided as a means of judging whether police forces received a higher or lower number of non-criminal complaints.

The data provided by police forces showed no variation in the number of non-criminal

incidents recorded between 2014 and 2015; in both years, a total of 751 non-criminal incidents were recorded.

The number of incidents in each month follows fairly closely the number of crimes recorded in each month by the Metropolitan Police Service for reasons that are described in the methodology.

### NON-CRIMINAL ANTISEMITIC INCIDENTS IN THE UK 2014-2015





## REGIONAL DATA

### CONCENTRATION OF CRIME IN LONDON AND MANCHESTER

According to the 2011 census, 64.3% of British Jews live within the areas policed by the Metropolitan Police Service, City of London Police and Greater Manchester Police. Those police forces recorded antisemitic crimes amounting to 67.9% of the total number of antisemitic crimes committed in 2015.

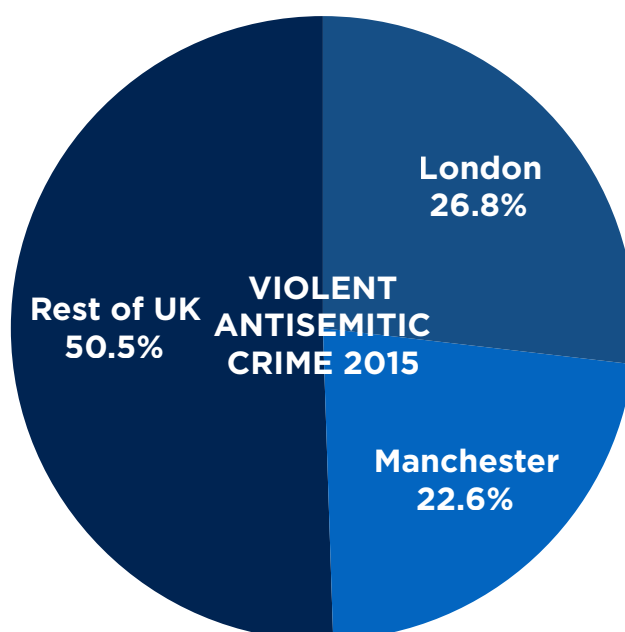
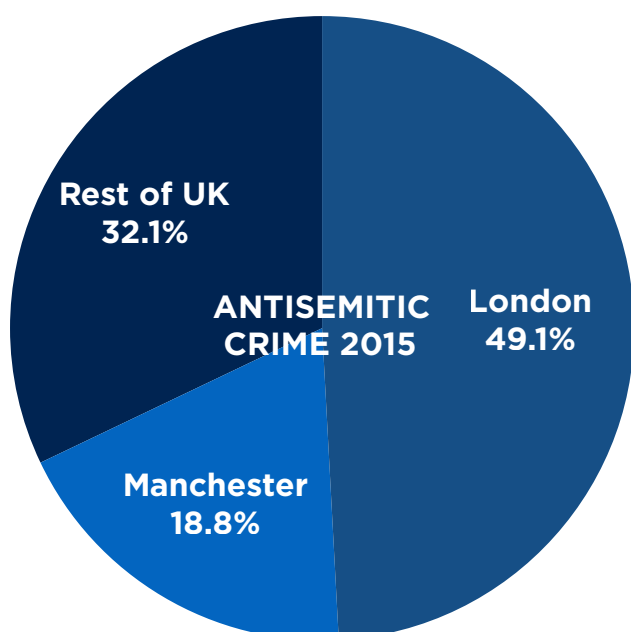
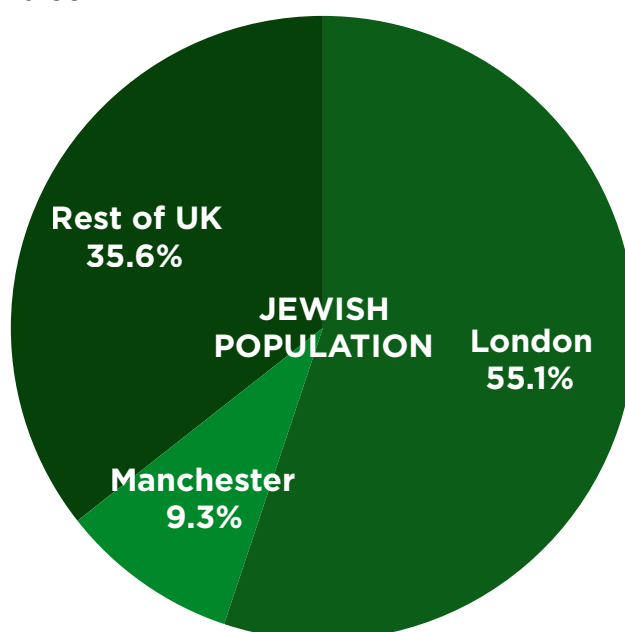
### MOST VIOLENT CRIME IS AGAINST SMALLER COMMUNITIES

Despite accounting for only 35.6% of the Jewish population, Jewish communities outside London and Manchester suffered 49.4% of violent antisemitic crime, meaning that **smaller Jewish communities**

disproportionately suffered from violent antisemitic crime.

When it comes to charging antisemitic crime, **56.1% of forces which received reports of antisemitic crime did not charge any of the 70 crimes reported to them.**

The maps on the following pages show antisemitic crime statistics for each police force.



## ANTISEMITIC CRIME IN 2015

The map below shows the number of antisemitic crimes recorded by each police force in 2015.

- Hundreds of crimes
- 20-29 crimes
- 10-19 crimes
- 1-9 crimes
- No crimes
- No data



- City of London Police
- British Transport Police

## CHANGES IN ANTISEMITIC CRIME

The map below shows the increase or decrease in antisemitic crime for each police force from 2014 to 2015.

- Increase of 53 crimes
- Increase of 20-29 crimes
- Increase of 10-19 crimes
- Increase of 1-9 crimes
- No change
- Decrease of 1-9 crimes
- No data

No police forces recorded an increase of 30-52 crimes.

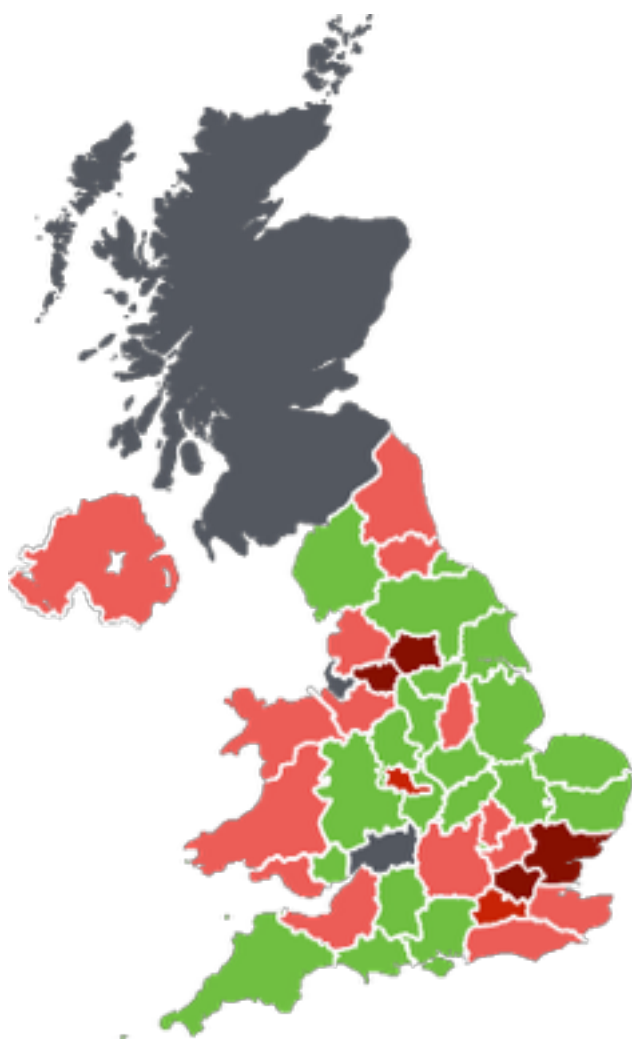


- City of London Police
- British Transport Police

## VIOLENT ANTISEMITIC CRIME IN 2015

The map below shows the number of violent antisemitic crimes recorded by each police force in 2015.

- 20 or more violent crimes
- 10-19 violent crimes
- 1-9 violent crimes
- No violent crimes
- No data

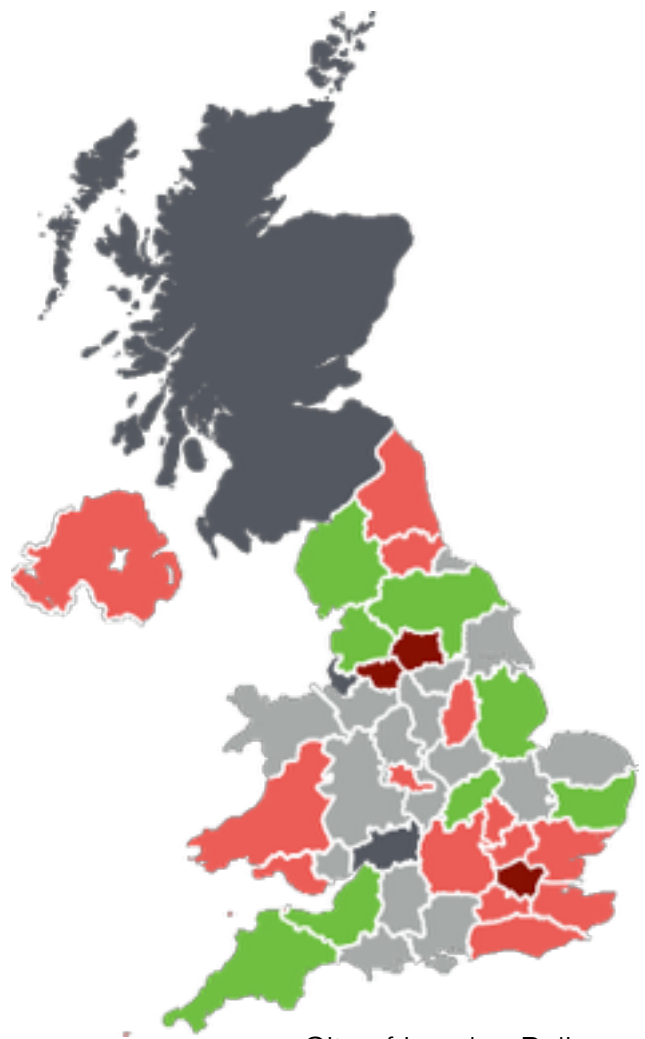


- City of London Police
- British Transport Police

## CHANGES IN VIOLENT ANTISEMITIC CRIME

The map below shows the increase or decrease in violent antisemitic crime for each police force from 2014 to 2015.

- Increase of 10-19 violent crimes
- Increase of 1-9 violent crimes
- No change
- Decrease of 1-9 violent crimes
- No data

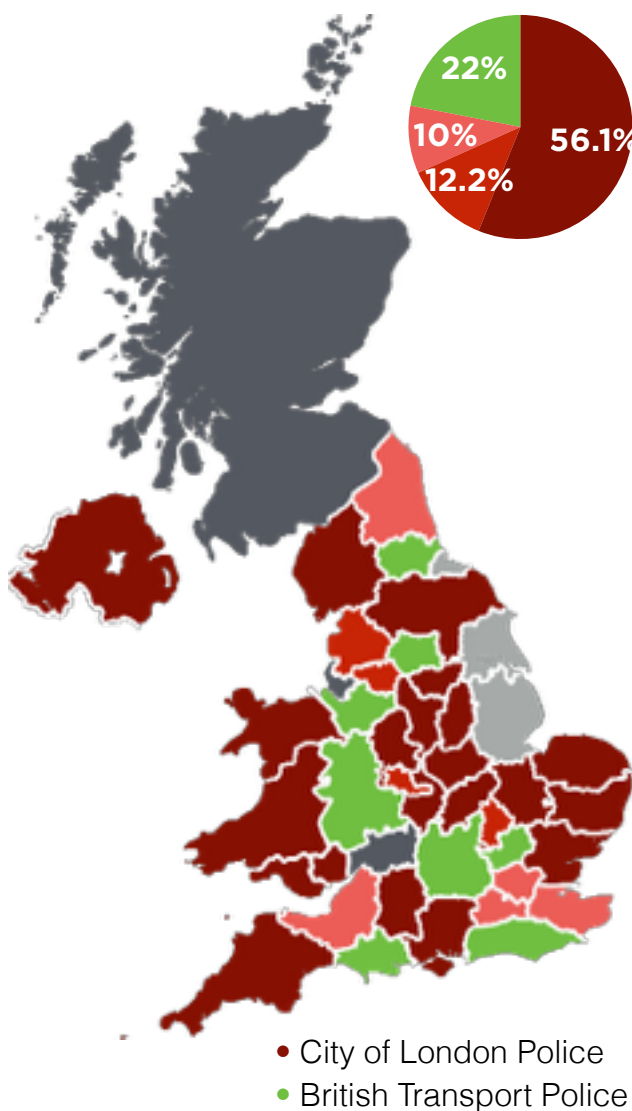


- City of London Police
- British Transport Police

## ANTISEMITIC CRIMES CHARGED IN 2015

The map below shows the number of antisemitic crimes charged by each police force in 2015.

- 0% of crimes
- 1-9% of crimes
- 10-19% of crimes
- 20% or more of crimes
- No crimes
- No data



## CHANGES IN CHARGING OF ANTISEMITIC CRIME

The map below shows the increase or decrease in the percentage of antisemitic crimes charged by each police force from 2014 to 2015.

- Decrease
- No change
- Increase
- No crimes
- No data



# RECOMMENDATIONS

## TRAINING AND GUIDANCE

It is not always obvious to those without an understanding of the history of antisemitism when an antisemitic act has occurred. In our experience, frontline police officers and junior prosecutors rarely have experience of antisemitism, and might not recognise certain types of antisemitic behaviour or acts, for example following a Jewish person and imitating the sound of escaping gas, alleging the malevolent power of 'the Rothschilds' or calling a Jewish person a 'baby killer'. This is understandable: the Jewish population is small and many police officers and prosecutors will rarely deal with Jewish people or antisemitism. They need to receive training, and when confronted with antisemitism, they need an authoritative and accessible source of guidance.

**We recommend** specific training and guidance on antisemitic hate crime for officers and prosecutors should be produced by the College of Policing and the Crown Prosecution Service in close consultation with experts from Campaign Against Antisemitism. This specific training and guidance should supplement the generic hate crime training as it leaves officers and prosecutors under-equipped to deal with the intricacies of antisemitism. We will also produce guidance for victims of antisemitism who wish to see the law enforced.

## OVERSIGHT

Law enforcement against antisemitic hate crime must be consistent and firm. In our experience, procedures and oversight within police forces fail to ensure that each and every response to antisemitism is as firm as the law permits. Learning from police forces which have established good practice in this area, we believe that the establishment of clear procedures and the nomination of a senior officer to oversee them is the most crucial element in developing deterrence against antisemitic hate crime through a consistently firm response.

**We recommend** the swift appointment by all police forces of a Single Point of Contact for antisemitic hate crime with a rank of Chief Superintendent or higher who has responsibility for overseeing investigations into reported antisemitic hate crime, and a review by Her Majesty's Inspectorate of Constabulary of all police forces' response to antisemitic hate crime, including online hate crime, hate crime against and engagement with orthodox Jews, and hate crime within university communities.

## TRANSPARENCY

We found that many police forces have not been keeping ordered data about antisemitic hate crime. The Home Office has acted to remedy this with new crime reporting rules which mandate police

forces to track all strands of hate crime separately, including antisemitism. This will mean that antisemitic hate crime can easily be tracked from the first report to the police, through to charging. The Crown Prosecution Service however still does not record whether it prosecutes those charged, and if so, what the outcome is. This makes it impossible to scrutinise the performance of the Crown Prosecution Service and, more broadly, the success of the criminal justice system as a whole, in tackling antisemitism.

**We recommend** recording and regular publication by the Crown Prosecution Service of data for each police force area showing prosecution decisions in cases involving antisemitism and the outcomes of any prosecutions, including sentencing.



# METHODOLOGY

This report has been compiled using statistics gathered from all of the police forces in the United Kingdom. Under the Freedom of Information Act, all forces were requested to provide a breakdown of the number of antisemitic crimes and non-criminal incidents reported to them in each month of 2014 and 2015. In the case of antisemitic crimes, forces were also asked to provide the number of crimes involving violence, and the number of crimes resulting in charges being brought.

The result is the first National Antisemitic Crime Audit, providing the first analysis of police figures for antisemitic incidents across the United Kingdom.

## INCIDENTS, CRIMES, VIOLENCE AND CHARGING

### CRIMES AND NON-CRIMINAL INCIDENTS

When a matter is reported to a police force, it is normally logged as an “incident”. An incident is a matter that has been reported to the police. If an incident is deemed by the police to be criminal, then its status is changed to that of being a “crime”. A crime is any incident which is believed to have broken the law.

For example, a member of the public might report that they were called a “F\*\*\*ing Jew” during a conversation. There are some circumstances in which it is a criminal

offence to call somebody a “F\*\*\*ing Jew”, but there are also circumstances where it does not constitute a criminal offence. In this example, if the comment was made inside a dwelling, it is likely that the matter would be logged as an incident, whereas if it happened at a demonstration, it is possible that the matter would be logged as an incident, and then recategorised as a crime.

There is justifiable concern that incident data is unreliable, because it includes any report made to the police that is not criminal, which means that incidents are unqualified and may have no connection to criminality at all. The Metropolitan Police Service handles incidents differently to other police forces, recording all reports as an allegation, and then classifying some allegations as crimes, the difference being that classification of an allegation as a crime does not remove it from the allegation data, so it could be counted as both an incident and a crime. For these reasons, incident data should only be used as a means of judging whether police forces received a higher or lower number of non-criminal complaints.

### VIOLENT CRIMES

The Home Office sets standards for recording crimes which apply to all police forces. Our categorisation of “violent crimes” includes any antisemitic act falling into the Home Office categories of “homicide” or “violence with injury”. We also include antisemitic acts falling within the sub-category of “racially or religiously aggravated assault without injury”.

## CHARGING

The Home Office has standardised the recording of case outcomes. We included any antisemitic crime whose outcome was recorded as “charged/summonsed”.

## DEALING WITH DISPARATE DATA

Each police force uses its own Crime Management System (CMS) for recording incidents and crimes. Some forces have adapted their CMS to include a specific flag for antisemitic crimes and incidents, whereas others have not.

### FLAGGED ANTISEMITIC CRIMES AND INCIDENTS

In cases where the CMS has a specific flag for antisemitic crimes and incidents, it is normally left to the discretion of the investigating officer whether a crime or incident should be flagged as being antisemitic. It is beyond the scope of this present research to determine whether antisemitic crimes and incidents are being reliably flagged as such. For the purposes of this present research, if a crime or incident was flagged as being antisemitic, it was treated as being antisemitic, and crimes and incidents that were not flagged as being antisemitic have been excluded from the statistics presented.

## KEYWORD SEARCHES FOR ANTISEMITIC CRIMES AND INCIDENTS

In cases where the CMS does not have a specific flag for antisemitic crimes and incidents, it is necessary to interrogate the information held by the CMS to try to extract details of antisemitic crimes and incidents. In the absence of a discrete flag for antisemitic crimes and incidents, it is possible to search for crimes and incidents flagged as racially or religiously motivated (it is settled law that, for legal purposes, Jews are considered to belong to a race as well as a religion<sup>1</sup>), and then search within those results for keywords which are likely to be indicators that the crimes and incidents were antisemitic. For the purposes of this research, the keywords used were the following whole words: Jew, Jews, Jewish, Judaism, Semite, Semitic, Semitism, Antisemite, Antisemitic, Antisemitism, Yid, Yids, Yiddo, or Yiddish.

Police forces whose CMS did not use a specific flag for antisemitism, and who were therefore conducting keyword searches, tended to be police forces in whose jurisdiction antisemitic crimes and incidents were comparatively rare. Their searches tended to yield only a small number of crimes and incidents, which in some cases could then be individually checked to ensure that they were indeed antisemitic crimes and incidents.

<sup>1</sup> In *Mandla v Dowell-Lee* [1983] 2 AC 548, the law lords held that Sikhs were a racial group whose members could be defined by birth or adherence and Lord Fraser approved the decision in *King-Ansell v Police* [1979] 2 NZLR 531 that Jews formed a group with common ethnic origins for the purposes of the New Zealand Race Relations Act. Further support for the proposition that Jews are a racial group can be found in the cases of *R v JFS* [2009] UKSC 15 and *Seide v Gillette Industries Ltd* [1980] IRLR 427 — although these were not criminal cases. Nevertheless, it is settled law that in criminal cases, as in other legal fields, Jews are a racial grouping and not merely a religious group.

Every effort has been made to ensure that antisemitic crime and incident data obtained by means of keyword search is accurate, but such data will never be quite as accurate as data obtained from a CMS with a specific flag for antisemitic crimes and incidents. We have therefore provided data from each police force, including details of how that data was obtained.

## **WITHHELD DATA**

Gloucestershire Constabulary refused to supply data using exemptions under the Freedom of Information Act on the basis that disclosing the requested information might reveal personal details and compromise ongoing investigations. We are working to overcome these objections as Gloucester Constabulary was simply asked to provide the same data as every other police force.

Police Scotland refused to supply data using exemptions under the Freedom of Information (Scotland) Act. We are proposing an information sharing agreement with Police Scotland which would resolve this issue.

## **LIMITED DATA**

Under the Freedom of Information Act, police forces are permitted to decline to respond to requests for information which would take more than eighteen hours of police time to answer. Some police forces were unable to provide data on all antisemitic crimes and incidents because their data is in extreme disorder and it would have taken more than eighteen

hours, by their estimation, for a member of staff to provide the data we sought.

On this basis, Merseyside Police did not provide data about non-criminal antisemitic incidents, violent antisemitic crime or charged antisemitic crime and Bedfordshire Police, Devon and Cornwall Constabulary, Dorset Police, Dyfed-Powys Police, North Wales Police, Staffordshire Police and West Midlands Police did not provide data about non-criminal antisemitic incidents.

## **CONFIDENTIALITY**

Some police forces which handled only a small number of antisemitic incidents or crimes over a given period did not provide the month in which an incident or crime took place, so as not to risk providing data from which information about individual cases could be deduced. In such cases, the incident or crime was treated as having happened in December of the year to which it related, as that is the last month when it could have taken place. In total, one incident fell into this category, and five crimes.

## **COMPARISONS**

Police forces do not all record antisemitic crime in a uniform manner. Data gathered by way of keyword searches is not necessarily completely comparable across police forces, and it is possible that some antisemitic crime will have slipped through keyword searches.

## RECORDING PRACTICES

The Home Office introduced new requirements for recording antisemitism which took effect in April 2016, mandating all forces to track all strands of hate crime separately, including antisemitism. The recording practices below were operating during 2014 and 2015.

### FORCES WHICH USE A SPECIFIC FLAG FOR ANTISEMITIC HATE CRIME

Bedfordshire Police  
British Transport Police  
Cambridgeshire Constabulary  
City of London Police  
Cleveland Police  
Essex Police  
Greater Manchester Police  
Gwent Police  
Leicestershire Constabulary  
Metropolitan Police Service  
Staffordshire Police  
Suffolk Constabulary  
West Mercia Police  
West Midlands Police

### FORCES WHICH DO NOT USE SPECIFIC FLAG FOR ANTISEMITIC HATE CRIME

Avon and Somerset Constabulary  
Cheshire Constabulary  
Civil Nuclear Constabulary  
Cumbria Constabulary  
Derbyshire Constabulary  
Devon and Cornwall Constabulary  
Dorset Police  
Durham Constabulary  
Dyfed-Powys Police

Hampshire Constabulary  
Hertfordshire Constabulary  
Humberside Police  
Kent Police  
Lancashire Constabulary  
Lincolnshire Police  
Merseyside Police  
Ministry of Defence Police  
Norfolk Constabulary  
North Wales Police  
North Yorkshire Police  
Northamptonshire Police  
Northumbria Police  
Nottinghamshire Police  
Police Service of Northern Ireland  
Port of Dover Police  
South Wales Police  
South Yorkshire Police  
Surrey Police  
Sussex Police  
Thames Valley Police  
Warwickshire Police  
West Yorkshire Police  
Wiltshire Police

### FORCES WHICH REFUSED TO SUPPLY ANY DATA

Gloucestershire Constabulary  
Police Scotland

# DATA TABLES

All of the data obtained from each police force is included in the following tables. Jewish population data is from the national UK census conducted in 2011.

## ALL POLICE FORCES

JEWISH POPULATION: 269,568

		ALL ANTISEMITIC CRIME	VIOLENT ANTISEMITIC CRIME	ANTISEMITIC CRIMES CHARGED	NON- CRIMINAL ANTISEMITIC INCIDENTS
<b>2014</b>	<b>JAN</b>	31	3	2	44
	<b>FEB</b>	34	6	4	26
	<b>MAR</b>	44	10	11	50
	<b>APR</b>	40	13	3	42
	<b>MAY</b>	40	8	8	38
	<b>JUN</b>	42	10	5	46
	<b>JUL</b>	107	17	17	116
	<b>AUG</b>	109	19	11	135
	<b>SEP</b>	80	12	17	77
	<b>OCT</b>	58	10	6	63
	<b>NOV</b>	105	8	51	61
	<b>DEC</b>	56	10	3	53
<b>2015</b>	<b>JAN</b>	81	15	8	69
	<b>FEB</b>	84	17	14	89
	<b>MAR</b>	79	16	11	62
	<b>APR</b>	87	17	4	70
	<b>MAY</b>	72	18	12	60
	<b>JUN</b>	75	14	6	53
	<b>JUL</b>	90	23	11	53
	<b>AUG</b>	75	10	10	59
	<b>SEP</b>	74	15	13	56
	<b>OCT</b>	78	18	12	57
	<b>NOV</b>	76	17	15	62
	<b>DEC</b>	67	10	12	61
<b>2014 TOTAL</b>		<b>746</b>	<b>126</b>	<b>138</b>	<b>751</b>
<b>2015 TOTAL</b>		<b>938</b>	<b>190</b>	<b>128</b>	<b>751</b>

Some police forces did not provide data, or provided limited data, as detailed on the following pages.



# AVON AND SOMERSET CONSTABULARY

JEWISH POPULATION: 1,670

		ALL ANTISEMITIC CRIME	VIOLENT ANTISEMITIC CRIME	ANTISEMITIC CRIMES CHARGED	NON- CRIMINAL ANTISEMITIC INCIDENTS
2014	JAN	1	1	0	0
	FEB	1	1	0	1
	MAR	0	0	0	0
	APR	1	1	0	0
	MAY	0	0	0	0
	JUN	1	0	0	2
	JUL	1	1	0	1
	AUG	1	1	0	1
	SEP	1	1	1	0
	OCT	0	0	0	1
	NOV	0	0	0	1
	DEC	1	1	0	1
2015	JAN	1	0	0	0
	FEB	0	0	0	2
	MAR	0	0	0	3
	APR	1	0	0	0
	MAY	1	0	0	1
	JUN	3	3	0	0
	JUL	0	2	0	0
	AUG	2	0	1	0
	SEP	0	0	0	0
	OCT	1	0	0	0
	NOV	0	0	0	0
	DEC	0	0	0	0
2014	TOTAL	8	7	1	8
2015	TOTAL	9	5	1	6

## BEDFORDSHIRE POLICE

JEWISH POPULATION: 3,511

		ALL ANTISEMITIC CRIME	VIOLENT ANTISEMITIC CRIME	ANTISEMITIC CRIMES CHARGED	NON- CRIMINAL ANTISEMITIC INCIDENTS
2014	JAN	0	0	0	
	FEB	0	0	0	
	MAR	0	0	0	
	APR	0	0	0	
	MAY	1	0	0	
	JUN	0	0	0	
	JUL	2	0	0	
	AUG	1	0	0	
	SEP	1	0	0	
	OCT	0	0	0	
	NOV	0	0	0	
	DEC	0	0	0	
2015	JAN	2	0	1	
	FEB	5	0	0	
	MAR	1	0	0	
	APR	2	1	0	
	MAY	0	0	0	
	JUN	2	0	0	
	JUL	2	1	0	
	AUG	2	1	0	
	SEP	0	0	0	
	OCT	0	0	0	
	NOV	2	0	0	
	DEC	1	0	0	
2014	TOTAL	5	0	0	
2015	TOTAL	19	3	1	

Bedfordshire Police did not provide data about non-criminal antisemitic incidents.

## BRITISH TRANSPORT POLICE

		ALL ANTISEMITIC CRIME	VIOLENT ANTISEMITIC CRIME	ANTISEMITIC CRIMES CHARGED	NON- CRIMINAL ANTISEMITIC INCIDENTS
2014	JAN	0	0	0	1
	FEB	2	0	1	0
	MAR	1	0	0	2
	APR	1	1	0	0
	MAY	0	0	0	1
	JUN	1	0	0	0
	JUL	1	0	0	1
	AUG	1	0	1	0
	SEP	1	0	1	0
	OCT	1	1	1	1
	NOV	0	0	0	1
	DEC	4	0	0	0
2015	JAN	1	0	0	0
	FEB	3	1	0	3
	MAR	4	1	1	2
	APR	1	0	1	0
	MAY	0	0	0	2
	JUN	0	0	0	1
	JUL	3	0	0	1
	AUG	5	0	3	1
	SEP	2	0	1	0
	OCT	0	0	0	1
	NOV	2	0	3	1
	DEC	2	0	7	3
2014	TOTAL	13	2	4	7
2015	TOTAL	23	2	16	15

# CAMBRIDGESHIRE CONSTABULARY

JEWISH POPULATION: 1,652

		ALL ANTISEMITIC CRIME	VIOLENT ANTISEMITIC CRIME	ANTISEMITIC CRIMES CHARGED	NON- CRIMINAL ANTISEMITIC INCIDENTS
2014	JAN	0	0	0	1
	FEB	0	0	0	0
	MAR	0	0	0	0
	APR	0	0	0	0
	MAY	0	0	0	2
	JUN	0	0	0	2
	JUL	0	0	0	2
	AUG	1	0	1	3
	SEP	1	0	0	0
	OCT	3	0	0	1
	NOV	2	0	0	1
	DEC	0	0	0	1
2015	JAN	0	0	0	1
	FEB	1	0	0	1
	MAR	2	0	0	0
	APR	0	0	0	0
	MAY	0	0	0	1
	JUN	0	0	0	0
	JUL	0	0	0	0
	AUG	1	0	0	1
	SEP	0	0	0	0
	OCT	0	0	0	1
	NOV	1	0	0	0
	DEC	1	0	0	2
2014	TOTAL	7	0	1	13
2015	TOTAL	6	0	0	7

# CHESHIRE CONSTABULARY

JEWISH POPULATION: 1,022

		ALL ANTISEMITIC CRIME	VIOLENT ANTISEMITIC CRIME	ANTISEMITIC CRIMES CHARGED	NON- CRIMINAL ANTISEMITIC INCIDENTS
2014	JAN	0	0	0	0
	FEB	0	0	0	0
	MAR	0	0	0	0
	APR	0	0	0	0
	MAY	0	0	0	0
	JUN	0	0	0	0
	JUL	0	0	0	0
	AUG	0	0	0	0
	SEP	0	0	0	0
	OCT	0	0	0	1
	NOV	0	0	0	0
	DEC	1	1	0	2
2015	JAN	0	0	0	0
	FEB	3	0	1	4
	MAR	1	1	0	1
	APR	0	0	0	0
	MAY	0	0	0	0
	JUN	0	0	0	0
	JUL	1	0	0	0
	AUG	0	0	0	1
	SEP	0	0	0	0
	OCT	0	0	0	0
	NOV	0	0	0	0
	DEC	0	0	0	0
2014	TOTAL	1	1	0	3
2015	TOTAL	5	1	1	6

## CITY OF LONDON POLICE

JEWISH POPULATION: 166

		ALL ANTISEMITIC CRIME	VIOLENT ANTISEMITIC CRIME	ANTISEMITIC CRIMES CHARGED	NON- CRIMINAL ANTISEMITIC INCIDENTS
2014	JAN	0	0	0	0
	FEB	0	0	0	0
	MAR	0	0	0	0
	APR	1	1	0	0
	MAY	0	0	0	0
	JUN	1	0	0	0
	JUL	3	0	0	0
	AUG	0	0	0	1
	SEP	0	0	0	1
	OCT	0	0	0	0
	NOV	1	1	0	0
	DEC	0	0	0	0
2015	JAN	0	0	0	0
	FEB	0	0	0	0
	MAR	1	0	0	0
	APR	0	0	0	0
	MAY	0	0	0	0
	JUN	0	0	0	0
	JUL	1	0	0	0
	AUG	0	0	0	0
	SEP	0	0	0	0
	OCT	0	0	0	0
	NOV	0	0	0	0
	DEC	0	0	0	0
2014	TOTAL	6	2	0	2
2015	TOTAL	2	0	0	0



## CIVIL NUCLEAR CONSTABULARY

The Civil Nuclear Constabulary is a highly-specialised national police force which protects nuclear facilities. We would not expect them to have recorded any antisemitic crime or non-criminal incidents in 2014 and 2015. For completeness, we asked them and they confirmed that this was the case.



## CLEVELAND POLICE

JEWISH POPULATION: 181

		ALL ANTISEMITIC CRIME	VIOLENT ANTISEMITIC CRIME	ANTISEMITIC CRIMES CHARGED	NON- CRIMINAL ANTISEMITIC INCIDENTS
2014	JAN	0	0	0	0
	FEB	0	0	0	0
	MAR	0	0	0	0
	APR	0	0	0	0
	MAY	0	0	0	0
	JUN	0	0	0	0
	JUL	0	0	0	0
	AUG	0	0	0	0
	SEP	0	0	0	0
	OCT	0	0	0	0
	NOV	0	0	0	0
	DEC	0	0	0	0
2015	JAN	0	0	0	
	FEB	0	0	0	
	MAR	0	0	0	
	APR	0	0	0	
	MAY	0	0	0	
	JUN	0	0	0	
	JUL	0	0	0	
	AUG	0	0	0	
	SEP	0	0	0	
	OCT	0	0	0	
	NOV	0	0	0	
	DEC	0	0	0	1
2014	TOTAL	0	0	0	0
2015	TOTAL	0	0	0	1

Cleveland Police did not provide month in which the non-criminal antisemitic incident occurred as they felt that such information could lead to the identification of those involved.

## CUMBRIA CONSTABULARY

JEWISH POPULATION: 203

	ALL ANTISEMITIC CRIME	VIOLENT ANTISEMITIC CRIME	ANTISEMITIC CRIMES CHARGED	NON- CRIMINAL ANTISEMITIC INCIDENTS
<b>2014 JAN</b>				2
<b>FEB</b>				1
<b>MAR</b>				1
<b>APR</b>				1
<b>MAY</b>				0
<b>JUN</b>				0
<b>JUL</b>				0
<b>AUG</b>				0
<b>SEP</b>				1
<b>OCT</b>				2
<b>NOV</b>				0
<b>DEC</b>	2	1	1	0
<b>2015 JAN</b>				0
<b>FEB</b>				2
<b>MAR</b>				0
<b>APR</b>				3
<b>MAY</b>				0
<b>JUN</b>				1
<b>JUL</b>				0
<b>AUG</b>				0
<b>SEP</b>				2
<b>OCT</b>				1
<b>NOV</b>				0
<b>DEC</b>	2	0	0	0
<b>2014 TOTAL</b>	<b>2</b>	<b>1</b>	<b>1</b>	<b>8</b>
<b>2015 TOTAL</b>	<b>2</b>	<b>0</b>	<b>0</b>	<b>9</b>

Cumbria Constabulary did not provide month in which the crimes occurred as they felt that such information could lead to the identification of those involved.

## DERBYSHIRE CONSTABULARY

JEWISH POPULATION: 473

		ALL ANTISEMITIC CRIME	VIOLENT ANTISEMITIC CRIME	ANTISEMITIC CRIMES CHARGED	NON- CRIMINAL ANTISEMITIC INCIDENTS
2014	JAN	0	0	0	0
	FEB	0	0	0	0
	MAR	1	0	0	1
	APR	0	0	0	0
	MAY	0	0	0	0
	JUN	0	0	0	0
	JUL	0	0	0	1
	AUG	0	0	0	1
	SEP	0	0	0	0
	OCT	0	0	0	0
	NOV	0	0	0	0
	DEC	1	0	0	1
2015	JAN	0	0	0	0
	FEB	1	0	0	1
	MAR	0	0	0	0
	APR	0	0	0	0
	MAY	0	0	0	0
	JUN	0	0	0	0
	JUL	0	0	0	0
	AUG	0	0	0	0
	SEP	0	0	0	0
	OCT	0	0	0	0
	NOV	1	0	0	1
	DEC	0	0	0	0
2014	TOTAL	2	0	0	4
2015	TOTAL	2	0	0	2

## DEVON AND CORNWALL CONSTABULARY

JEWISH POPULATION: 1,355

		ALL ANTISEMITIC CRIME	VIOLENT ANTISEMITIC CRIME	ANTISEMITIC CRIMES CHARGED	NON- CRIMINAL ANTISEMITIC INCIDENTS
2014	JAN	0	0	0	
	FEB	0	0	0	
	MAR	0	0	0	
	APR	0	0	0	
	MAY	0	0	0	
	JUN	1	0	0	
	JUL	1	1	0	
	AUG	0	0	0	
	SEP	0	0	0	
	OCT	1	0	0	
	NOV	1	0	0	
	DEC	0	0	0	
2015	JAN	0	0	0	
	FEB	0	0	0	
	MAR	0	0	0	
	APR	1	0	0	
	MAY	0	0	0	
	JUN	1	0	0	
	JUL	1	0	0	
	AUG	1	0	0	
	SEP	0	0	0	
	OCT	0	0	0	
	NOV	1	0	0	
	DEC	0	0	0	
2014 TOTAL		4	1	0	
2015 TOTAL		5	0	0	

Devon and Cornwall Constabulary did not provide data about non-criminal antisemitic incidents.

## DORSET POLICE

JEWISH POPULATION: 2,266

		ALL ANTISEMITIC CRIME	VIOLENT ANTISEMITIC CRIME	ANTISEMITIC CRIMES CHARGED	NON- CRIMINAL ANTISEMITIC INCIDENTS
2014	JAN	0	0	0	
	FEB	0	0	0	
	MAR	0	0	0	
	APR	0	0	0	
	MAY	0	0	0	
	JUN	0	0	0	
	JUL	1	0	0	
	AUG	0	0	0	
	SEP	0	0	0	
	OCT	0	0	0	
	NOV	0	0	0	
	DEC	0	0	0	
2015	JAN	0	0		
	FEB	0	0		
	MAR	1	0		
	APR	0	0		
	MAY	0	0		
	JUN	0	0		
	JUL	1	0		
	AUG	1	0		
	SEP	0	0		
	OCT	1	0		
	NOV	0	0		
	DEC	0	0	1	
2014	TOTAL	1	0	0	
2015	TOTAL	4	0	1	

Dorset Police did not provide data about non-criminal antisemitic incidents and did not provide month in which the charged antisemitic crime was charged.



## DURHAM CONSTABULARY

JEWISH POPULATION: 253

		ALL ANTISEMITIC CRIME	VIOLENT ANTISEMITIC CRIME	ANTISEMITIC CRIMES CHARGED	NON- CRIMINAL ANTISEMITIC INCIDENTS
2014	JAN	0	0	0	0
	FEB	0	0	0	0
	MAR	0	0	0	0
	APR	0	0	0	0
	MAY	0	0	0	0
	JUN	0	0	0	0
	JUL	0	0	0	0
	AUG	0	0	0	0
	SEP	0	0	0	0
	OCT	0	0	0	0
	NOV	0	0	0	0
	DEC	0	0	0	0
2015	JAN	0	0	0	0
	FEB	0	0	0	0
	MAR	0	0	0	0
	APR	0	0	0	0
	MAY	0	0	0	0
	JUN	0	0	0	1
	JUL	1	0	0	0
	AUG	0	0	0	0
	SEP	0	0	0	1
	OCT	0	0	0	0
	NOV	1	1	1	0
	DEC	0	0	0	0
2014	TOTAL	0	0	0	0
2015	TOTAL	2	1	1	2

## DYFED-POWYS POLICE

JEWISH POPULATION: 276

		ALL ANTISEMITIC CRIME	VIOLENT ANTISEMITIC CRIME	ANTISEMITIC CRIMES CHARGED	NON- CRIMINAL ANTISEMITIC INCIDENTS
2014	JAN	0	0	0	
	FEB	0	0	0	
	MAR	0	0	0	
	APR	0	0	0	
	MAY	0	0	0	
	JUN	0	0	0	
	JUL	0	0	0	
	AUG	0	0	0	
	SEP	0	0	0	
	OCT	0	0	0	
	NOV	0	0	0	
	DEC	0	0	0	
2015	JAN	0	0	0	
	FEB	0	0	0	
	MAR	0	0	0	
	APR	0	0	0	
	MAY	0	0	0	
	JUN	0	0	0	
	JUL	0	0	0	
	AUG	0	0	0	
	SEP	0	0	0	
	OCT	0	0	0	
	NOV	1	1	0	
	DEC	0	0	0	
2014	TOTAL	0	0	0	
2015	TOTAL	1	1	0	

Dyfed-Powys Police did not provide data about non-criminal antisemitic incidents.

## ESSEX POLICE

JEWISH POPULATION: 6,662

		ALL ANTISEMITIC CRIME	VIOLENT ANTISEMITIC CRIME	ANTISEMITIC CRIMES CHARGED	NON- CRIMINAL ANTISEMITIC INCIDENTS
2014	JAN	0	0	0	0
	FEB	2	2	1	1
	MAR	2	2	0	0
	APR	2	2	1	0
	MAY	3	3	1	0
	JUN	2	2	0	0
	JUL	0	0	0	1
	AUG	0	0	0	1
	SEP	2	2	1	0
	OCT	0	0	0	0
	NOV	0	0	0	0
	DEC	0	0	0	0
2015	JAN	3	3	0	1
	FEB	0	0	0	1
	MAR	1	1	0	0
	APR	5	5	0	0
	MAY	0	0	0	2
	JUN	0	0	0	1
	JUL	2	2	0	1
	AUG	2	2	0	0
	SEP	0	0	0	0
	OCT	3	3	0	0
	NOV	3	3	0	0
	DEC	2	2	0	2
2014	TOTAL	13	13	4	3
2015	TOTAL	21	21	0	8

We asked Essex Police to confirm that all of their reported antisemitic crimes involved violence and they confirmed that the figures were correct.

## GLOUCESTERSHIRE CONSTABULARY

**JEWISH POPULATION:** 539

Gloucestershire Constabulary did not provide any data.



# GREATER MANCHESTER POLICE

JEWISH POPULATION: 25,013

		ALL ANTISEMITIC CRIME	VIOLENT ANTISEMITIC CRIME	ANTISEMITIC CRIMES CHARGED	NON- CRIMINAL ANTISEMITIC INCIDENTS
2014	JAN	9	1	0	7
	FEB	6	0	0	3
	MAR	8	3	1	3
	APR	12	2	0	8
	MAY	5	0	0	6
	JUN	9	2	0	9
	JUL	24	4	0	22
	AUG	27	2	2	26
	SEP	18	1	2	15
	OCT	10	2	0	9
	NOV	14	3	2	7
	DEC	8	5	0	5
2015	JAN	15	1	1	13
	FEB	16	5	0	14
	MAR	15	2	1	11
	APR	20	4	0	17
	MAY	17	5	1	12
	JUN	13	2	0	5
	JUL	24	9	2	8
	AUG	11	1	0	8
	SEP	21	8	6	8
	OCT	11	4	2	6
	NOV	8	1	0	9
	DEC	5	1	0	8
2014	TOTAL	150	25	7	120
2015	TOTAL	176	43	13	119

## GWENT POLICE

JEWISH POPULATION: 257

		ALL ANTISEMITIC CRIME	VIOLENT ANTISEMITIC CRIME	ANTISEMITIC CRIMES CHARGED	NON- CRIMINAL ANTISEMITIC INCIDENTS
2014	JAN	0	0	0	0
	FEB	0	0	0	0
	MAR	0	0	0	0
	APR	0	0	0	0
	MAY	0	0	0	0
	JUN	0	0	0	0
	JUL	0	0	0	1
	AUG	0	0	0	0
	SEP	0	0	0	0
	OCT	0	0	0	0
	NOV	0	0	0	0
	DEC	0	0	0	0
2015	JAN	0	0	0	1
	FEB	0	0	0	0
	MAR	0	0	0	0
	APR	0	0	0	0
	MAY	0	0	0	0
	JUN	0	0	0	0
	JUL	1	0	0	0
	AUG	0	0	0	0
	SEP	1	0	0	0
	OCT	1	0	0	0
	NOV	0	0	0	0
	DEC	0	0	0	0
2014	TOTAL	0	0	0	1
2015	TOTAL	3	0	0	1

# HAMPSHIRE CONSTABULARY

JEWISH POPULATION: 1,899

		ALL ANTISEMITIC CRIME	VIOLENT ANTISEMITIC CRIME	ANTISEMITIC CRIMES CHARGED	NON- CRIMINAL ANTISEMITIC INCIDENTS
2014	JAN	0	0	0	0
	FEB	0	0	0	0
	MAR	0	0	0	0
	APR	0	0	0	0
	MAY	0	0	0	0
	JUN	0	0	0	0
	JUL	0	0	0	1
	AUG	0	0	0	0
	SEP	0	0	0	0
	OCT	0	0	0	0
	NOV	0	0	0	0
	DEC	0	0	0	1
2015	JAN	0	0	0	0
	FEB	0	0	0	0
	MAR	1	0	0	1
	APR	1	0	0	1
	MAY	0	0	0	0
	JUN	0	0	0	0
	JUL	0	0	0	0
	AUG	0	0	0	0
	SEP	0	0	0	0
	OCT	0	0	0	0
	NOV	1	0	0	1
	DEC	0	0	0	0
2014	TOTAL	0	0	0	2
2015	TOTAL	3	0	0	3

# HERTFORDSHIRE CONSTABULARY

JEWISH POPULATION: 21,345

		ALL ANTISEMITIC CRIME	VIOLENT ANTISEMITIC CRIME	ANTISEMITIC CRIMES CHARGED	NON- CRIMINAL ANTISEMITIC INCIDENTS
2014	JAN	0	0	0	2
	FEB	0	0	0	0
	MAR	0	0	0	0
	APR	1	0	0	1
	MAY	1	0	0	0
	JUN	0	0	0	1
	JUL	0	0	0	0
	AUG	1	0	0	4
	SEP	0	0	0	2
	OCT	1	0	0	1
	NOV	0	0	0	2
	DEC	0	0	0	0
2015	JAN	2	0	0	2
	FEB	2	0	2	0
	MAR	0	0	0	1
	APR	1	1	0	0
	MAY	0	0	0	1
	JUN	1	0	0	1
	JUL	1	0	1	1
	AUG	1	0	0	0
	SEP	0	0	0	1
	OCT	0	0	0	1
	NOV	1	1	0	0
	DEC	1	0	1	0
2014	TOTAL	4	0	0	13
2015	TOTAL	10	2	4	8



# HUMBERSIDE POLICE

JEWISH POPULATION: 509

		ALL ANTISEMITIC CRIME	VIOLENT ANTISEMITIC CRIME	ANTISEMITIC CRIMES CHARGED	NON- CRIMINAL ANTISEMITIC INCIDENTS
2014	JAN	0	0	0	0
	FEB	0	0	0	0
	MAR	0	0	0	0
	APR	1	0	0	0
	MAY	1	0	0	0
	JUN	0	0	0	0
	JUL	0	0	0	0
	AUG	1	0	0	1
	SEP	0	0	0	1
	OCT	1	0	0	0
	NOV	0	0	0	0
	DEC	0	0	0	0
2015	JAN	2	0	0	0
	FEB	2	0	0	0
	MAR	0	0	0	0
	APR	1	0	0	0
	MAY	0	0	0	0
	JUN	1	0	0	0
	JUL	1	0	0	0
	AUG	1	0	0	0
	SEP	0	0	0	0
	OCT	0	0	0	0
	NOV	1	0	0	0
	DEC	1	0	0	0
2014	TOTAL	4	0	0	2
2015	TOTAL	10	0	0	0

## KENT POLICE

JEWISH POPULATION: 1,985

		ALL ANTISEMITIC CRIME	VIOLENT ANTISEMITIC CRIME	ANTISEMITIC CRIMES CHARGED	NON- CRIMINAL ANTISEMITIC INCIDENTS
2014	JAN	0	0	0	0
	FEB	0	0	0	0
	MAR	0	0	0	0
	APR	0	0	0	1
	MAY	1	0	0	0
	JUN	0	0	0	0
	JUL	0	0	0	1
	AUG	0	0	0	2
	SEP	0	0	0	1
	OCT	0	0	0	1
	NOV	0	0	0	0
	DEC	0	0	0	0
2015	JAN	1	0	0	2
	FEB	0	0	0	1
	MAR	0	0	0	0
	APR	2	0	0	0
	MAY	1	0	0	0
	JUN	1	0	0	0
	JUL	0	0	0	0
	AUG	0	0	0	0
	SEP	1	0	0	0
	OCT	0	0	0	0
	NOV	0	0	0	0
	DEC	0	0	0	0
2014	TOTAL	1	0	0	6
2015	TOTAL	6	0	0	3

# LANCASHIRE CONSTABULARY

JEWISH POPULATION: 1,165

		ALL ANTISEMITIC CRIME	VIOLENT ANTISEMITIC CRIME	ANTISEMITIC CRIMES CHARGED	NON- CRIMINAL ANTISEMITIC INCIDENTS
2014	JAN	1	1	0	0
	FEB	2	0	0	0
	MAR	0	0	0	0
	APR	0	0	0	0
	MAY	0	0	0	0
	JUN	2	0	0	0
	JUL	4	1	2	0
	AUG	0	0	0	0
	SEP	2	1	0	0
	OCT	2	1	0	0
	NOV	2	0	0	0
	DEC	3	0	0	0
2015	JAN	2	0	0	0
	FEB	1	0	1	0
	MAR	0	0	0	0
	APR	2	0	0	0
	MAY	3	0	0	0
	JUN	1	1	0	0
	JUL	0	0	0	0
	AUG	1	0	0	0
	SEP	0	0	0	0
	OCT	3	1	0	0
	NOV	3	0	0	0
	DEC	0	0	0	0
2014	TOTAL	18	4	2	0
2015	TOTAL	16	2	1	0

# LEICESTERSHIRE CONSTABULARY

JEWISH POPULATION: 877

		ALL ANTISEMITIC CRIME	VIOLENT ANTISEMITIC CRIME	ANTISEMITIC CRIMES CHARGED	NON- CRIMINAL ANTISEMITIC INCIDENTS
2014	JAN	1	0	0	0
	FEB	0	0	0	0
	MAR	0	0	0	1
	APR	0	0	0	0
	MAY	0	0	0	0
	JUN	0	0	0	0
	JUL	1	0	0	2
	AUG	0	0	0	0
	SEP	0	0	0	0
	OCT	1	0	0	0
	NOV	0	0	0	2
	DEC	1	0	0	0
2015	JAN	0	0	0	0
	FEB	0	0	0	0
	MAR	0	0	0	0
	APR	0	0	0	0
	MAY	0	0	0	0
	JUN	0	0	0	0
	JUL	1	0	0	0
	AUG	0	0	0	0
	SEP	1	0	0	0
	OCT	1	0	0	0
	NOV	0	0	0	0
	DEC	0	0	0	0
2014	TOTAL	4	0	0	5
2015	TOTAL	3	0	0	0

# LINCOLNSHIRE POLICE

JEWISH POPULATION: 551

		ALL ANTISEMITIC CRIME	VIOLENT ANTISEMITIC CRIME	ANTISEMITIC CRIMES CHARGED	NON- CRIMINAL ANTISEMITIC INCIDENTS
2014	JAN	0	0	0	0
	FEB	0	0	0	0
	MAR	0	0	0	1
	APR	0	0	0	1
	MAY	0	0	0	0
	JUN	0	0	0	0
	JUL	0	0	0	0
	AUG	0	0	0	1
	SEP	0	0	0	1
	OCT	1	1	0	0
	NOV	0	0	0	0
	DEC	0	0	0	0
2015	JAN	0	0	0	0
	FEB	0	0	0	0
	MAR	0	0	0	0
	APR	0	0	0	0
	MAY	0	0	0	0
	JUN	0	0	0	0
	JUL	0	0	0	0
	AUG	0	0	0	0
	SEP	0	0	0	0
	OCT	0	0	0	0
	NOV	0	0	0	2
	DEC	0	0	0	0
2014	TOTAL	1	1	0	4
2015	TOTAL	0	0	0	2

## MERSEYSIDE POLICE

JEWISH POPULATION: 3,014

		ALL ANTISEMITIC CRIME	VIOLENT ANTISEMITIC CRIME	ANTISEMITIC CRIMES CHARGED	NON- CRIMINAL ANTISEMITIC INCIDENTS
2014	JAN	1			
	FEB	1			
	MAR	0			
	APR	0			
	MAY	1			
	JUN	1			
	JUL	1			
	AUG	4			
	SEP	4			
	OCT	1			
	NOV	2			
	DEC	2			
2015	JAN	6			
	FEB	1			
	MAR	6			
	APR	3			
	MAY	3			
	JUN	4			
	JUL	2			
	AUG	0			
	SEP	0			
	OCT	2			
	NOV	0			
	DEC	1			
2014 TOTAL		18			
2015 TOTAL		28			

Merseyside Police did not provide data about non-criminal antisemitic incidents, violent antisemitic crime or charged antisemitic crime.

# METROPOLITAN POLICE SERVICE

JEWISH POPULATION: 148,436

		ALL ANTISEMITIC CRIME	VIOLENT ANTISEMITIC CRIME	ANTISEMITIC CRIMES CHARGED	NON- CRIMINAL ANTISEMITIC INCIDENTS
2014	JAN	17	0	2	25
	FEB	14	0	2	20
	MAR	29	5	10	35
	APR	16	4	1	21
	MAY	21	4	5	25
	JUN	20	3	3	28
	JUL	56	5	11	65
	AUG	56	5	4	84
	SEP	43	5	9	44
	OCT	26	2	3	36
	NOV	80	2	48	41
	DEC	28	1	1	32
2015	JAN	33	2	2	40
	FEB	39	6	8	49
	MAR	41	8	8	39
	APR	42	4	1	41
	MAY	35	7	8	37
	JUN	40	2	5	37
	JUL	39	4	7	36
	AUG	39	6	6	41
	SEP	32	3	2	33
	OCT	41	3	9	39
	NOV	36	4	9	40
	DEC	42	2	2	37
2014	TOTAL	406	36	99	456
2015	TOTAL	459	51	67	469

## MINISTRY OF DEFENCE POLICE

Ministry of Defence Police is a highly-specialised national police force which protects military bases. We would not expect them to have recorded any antisemitic crime or non-criminal incidents in 2014 and 2015. For completeness, we asked them and they confirmed that this was the case.





# NORFOLK CONSTABULARY

JEWISH POPULATION: 983

		ALL ANTISEMITIC CRIME	VIOLENT ANTISEMITIC CRIME	ANTISEMITIC CRIMES CHARGED	NON- CRIMINAL ANTISEMITIC INCIDENTS
2014	JAN	0	0	0	1
	FEB	0	0	0	0
	MAR	0	0	0	1
	APR	0	0	0	1
	MAY	0	0	0	0
	JUN	0	0	0	0
	JUL	0	0	0	0
	AUG	0	0	0	1
	SEP	0	0	0	0
	OCT	1	0	1	0
	NOV	0	0	0	0
	DEC	0	0	0	0
2015	JAN	0	0	0	0
	FEB	0	0	0	1
	MAR	0	0	0	0
	APR	0	0	0	0
	MAY	0	0	0	0
	JUN	1	0	0	0
	JUL	0	0	0	0
	AUG	1	0	0	1
	SEP	0	0	0	1
	OCT	0	0	0	0
	NOV	0	0	0	1
	DEC	0	0	0	0
2014	TOTAL	1	0	1	4
2015	TOTAL	2	0	0	4

# NORTH WALES POLICE

JEWISH POPULATION: 317

		ALL ANTISEMITIC CRIME	VIOLENT ANTISEMITIC CRIME	ANTISEMITIC CRIMES CHARGED	NON- CRIMINAL ANTISEMITIC INCIDENTS
2014	JAN	0	0	0	
	FEB	0	0	0	
	MAR	0	0	0	
	APR	0	0	0	
	MAY	0	0	0	
	JUN	0	0	0	
	JUL	1	0	0	
	AUG	2	1	1	
	SEP	0	0	0	
	OCT	0	0	0	
	NOV	0	0	0	
	DEC	0	0	0	
2015	JAN	0	0	0	
	FEB	0	0	0	
	MAR	0	0	0	
	APR	0	0	0	
	MAY	0	0	0	
	JUN	0	0	0	
	JUL	2	1	0	
	AUG	1	0	0	
	SEP	0	0	0	
	OCT	0	0	0	
	NOV	0	0	0	
	DEC	0	0	0	
2014 TOTAL		3	1	1	
2015 TOTAL		3	1	0	

North Wales Police did not provide data about non-criminal antisemitic incidents.

# NORTH YORKSHIRE POLICE

JEWISH POPULATION: 765

		ALL ANTISEMITIC CRIME	VIOLENT ANTISEMITIC CRIME	ANTISEMITIC CRIMES CHARGED	NON- CRIMINAL ANTISEMITIC INCIDENTS
2014	JAN	0	0	0	0
	FEB	0	0	0	0
	MAR	0	0	0	0
	APR	0	0	0	0
	MAY	0	0	0	0
	JUN	0	0	0	0
	JUL	0	0	0	0
	AUG	1	1	0	0
	SEP	0	0	0	0
	OCT	0	0	0	0
	NOV	0	0	0	0
	DEC	0	0	0	0
2015	JAN	0	0	0	0
	FEB	0	0	0	0
	MAR	0	0	0	0
	APR	0	0	0	1
	MAY	0	0	0	0
	JUN	0	0	0	0
	JUL	0	0	0	0
	AUG	1	0	0	0
	SEP	0	0	0	0
	OCT	0	0	0	0
	NOV	0	0	0	0
	DEC	0	0	0	0
2014	TOTAL	1	1	0	0
2015	TOTAL	1	0	0	1

# NORTHAMPTONSHIRE POLICE

JEWISH POPULATION: 679

		ALL ANTISEMITIC CRIME	VIOLENT ANTISEMITIC CRIME	ANTISEMITIC CRIMES CHARGED	NON- CRIMINAL ANTISEMITIC INCIDENTS
2014	JAN	0	0	0	0
	FEB	2	1	0	1
	MAR	1	0	0	0
	APR	0	0	0	1
	MAY	1	0	0	1
	JUN	0	0	0	0
	JUL	0	0	0	0
	AUG	0	0	0	0
	SEP	0	0	0	0
	OCT	1	0	1	1
	NOV	0	0	0	0
	DEC	0	0	0	2
2015	JAN	1	0	0	0
	FEB	0	0	0	1
	MAR	0	0	0	0
	APR	0	0	0	1
	MAY	0	0	0	0
	JUN	0	0	0	0
	JUL	1	0	0	0
	AUG	0	0	0	0
	SEP	0	0	0	0
	OCT	0	0	0	0
	NOV	0	0	0	0
	DEC	0	0	0	0
2014	TOTAL	5	1	1	6
2015	TOTAL	2	0	0	2

# NORTHUMBRIA POLICE

JEWISH POPULATION: 4,069

		ALL ANTISEMITIC CRIME	VIOLENT ANTISEMITIC CRIME	ANTISEMITIC CRIMES CHARGED	NON- CRIMINAL ANTISEMITIC INCIDENTS
2014	JAN	0	0	0	2
	FEB	0	0	0	0
	MAR	1	0	0	0
	APR	0	0	0	0
	MAY	2	1	0	0
	JUN	0	0	0	1
	JUL	3	1	2	0
	AUG	1	0	1	1
	SEP	1	0	1	0
	OCT	0	0	0	2
	NOV	0	0	0	1
	DEC	1	0	0	0
2015	JAN	2	2	1	1
	FEB	2	1	0	2
	MAR	2	1	0	0
	APR	0	0	0	0
	MAY	0	0	0	0
	JUN	0	0	0	0
	JUL	1	0	0	0
	AUG	3	0	0	0
	SEP	4	0	1	2
	OCT	5	0	0	3
	NOV	4	0	0	1
	DEC	1	0	1	0
2014	TOTAL	9	2	4	7
2015	TOTAL	24	4	3	9

# NOTTINGHAMSHIRE POLICE

JEWISH POPULATION: 1,786

		ALL ANTISEMITIC CRIME	VIOLENT ANTISEMITIC CRIME	ANTISEMITIC CRIMES CHARGED	NON- CRIMINAL ANTISEMITIC INCIDENTS
2014	JAN	0	0	0	0
	FEB	0	0	0	0
	MAR	0	0	0	0
	APR	0	0	0	0
	MAY	0	0	0	0
	JUN	0	0	0	0
	JUL	0	0	0	0
	AUG	0	0	0	0
	SEP	0	0	0	0
	OCT	0	0	0	0
	NOV	0	0	0	0
	DEC	0	0	0	0
2015	JAN	0	0	0	0
	FEB	1	1	0	0
	MAR	0	0	0	0
	APR	0	0	0	1
	MAY	0	0	0	0
	JUN	0	0	0	0
	JUL	0	0	0	0
	AUG	0	0	0	0
	SEP	0	0	0	0
	OCT	0	0	0	0
	NOV	0	0	0	1
	DEC	0	0	0	1
2014	TOTAL	0	0	0	0
2015	TOTAL	1	1	0	3

## POLICE SCOTLAND

**JEWISH POPULATION:** 5,887

Police Scotland did not provide any data.



# POLICE SERVICE OF NORTHERN IRELAND

JEWISH POPULATION: 335

		ALL ANTISEMITIC CRIME	VIOLENT ANTISEMITIC CRIME	ANTISEMITIC CRIMES CHARGED	NON- CRIMINAL ANTISEMITIC INCIDENTS
2014	JAN	0	0	0	0
	FEB	0	0	0	0
	MAR	0	0	0	0
	APR	0	0	0	1
	MAY	0	0	0	0
	JUN	0	0	0	0
	JUL	2	1	0	3
	AUG	0	0	0	1
	SEP	1	0	0	1
	OCT	0	0	0	0
	NOV	0	0	0	0
	DEC	0	0	0	0
2015	JAN	0	0	0	0
	FEB	0	0	0	0
	MAR	0	0	0	0
	APR	1	1	0	1
	MAY	0	0	0	0
	JUN	0	0	0	0
	JUL	0	0	0	0
	AUG	0	0	0	0
	SEP	1	1	0	1
	OCT	1	1	0	1
	NOV	0	0	0	0
	DEC	0	0	0	0
2014	TOTAL	3	1	0	6
2015	TOTAL	3	3	0	3



## PORT OF DOVER POLICE

Port of Dover Police is a police force which protects the Port of Dover. We would not expect them to have recorded any antisemitic crime or non-criminal incidents in 2014 and 2015. For completeness, we asked them and they confirmed that this was the case.



## SOUTH WALES POLICE

JEWISH POPULATION: 1,214

		ALL ANTISEMITIC CRIME	VIOLENT ANTISEMITIC CRIME	ANTISEMITIC CRIMES CHARGED	NON- CRIMINAL ANTISEMITIC INCIDENTS
2014	JAN	0	0	0	1
	FEB	0	0	0	0
	MAR	0	0	0	0
	APR	0	0	0	0
	MAY	0	0	0	0
	JUN	1	1	0	1
	JUL	0	0	0	0
	AUG	0	0	0	0
	SEP	0	0	0	1
	OCT	0	0	0	0
	NOV	0	0	0	0
	DEC	1	0	0	1
2015	JAN	2	1	0	2
	FEB	0	0	0	0
	MAR	0	0	0	0
	APR	0	0	0	0
	MAY	0	0	0	0
	JUN	0	0	0	0
	JUL	0	0	0	0
	AUG	1	0	0	1
	SEP	1	0	0	1
	OCT	1	1	0	1
	NOV	0	0	0	0
	DEC	0	0	0	1
2014	TOTAL	2	1	0	4
2015	TOTAL	5	2	0	6

## SOUTH YORKSHIRE POLICE

JEWISH POPULATION: 938

		ALL ANTISEMITIC CRIME	VIOLENT ANTISEMITIC CRIME	ANTISEMITIC CRIMES CHARGED	NON- CRIMINAL ANTISEMITIC INCIDENTS
2014	JAN	0	0	0	1
	FEB	0	0	0	0
	MAR	0	0	0	2
	APR	0	0	0	1
	MAY	0	0	0	0
	JUN	0	0	0	0
	JUL	0	0	0	2
	AUG	0	0	0	0
	SEP	0	0	0	4
	OCT	1	0	0	2
	NOV	0	0	0	0
	DEC	0	0	0	0
2015	JAN	0	0	0	1
	FEB	0	0	0	3
	MAR	0	0	0	0
	APR	0	0	0	0
	MAY	1	0	0	0
	JUN	0	0	0	1
	JUL	0	0	0	1
	AUG	0	0	0	1
	SEP	0	0	0	0
	OCT	0	0	0	0
	NOV	0	0	0	0
	DEC	0	0	0	2
2014	TOTAL	1	0	0	12
2015	TOTAL	1	0	0	9

# STAFFORDSHIRE POLICE

JEWISH POPULATION: 365

		ALL ANTISEMITIC CRIME	VIOLENT ANTISEMITIC CRIME	ANTISEMITIC CRIMES CHARGED	NON- CRIMINAL ANTISEMITIC INCIDENTS
2014	JAN	0	0	0	
	FEB	0	0	0	
	MAR	0	0	0	
	APR	0	0	0	
	MAY	0	0	0	
	JUN	0	0	0	
	JUL	0	0	0	
	AUG	0	0	0	
	SEP	0	0	0	
	OCT	0	0	0	
	NOV	0	0	0	
	DEC	0	0	0	
2015	JAN	0	0	0	
	FEB	0	0	0	
	MAR	0	0	0	
	APR	0	0	0	
	MAY	0	0	0	
	JUN	0	0	0	
	JUL	0	0	0	
	AUG	0	0	0	
	SEP	0	0	0	
	OCT	0	0	0	
	NOV	0	0	0	
	DEC	1	0	0	
2014	TOTAL	0	0	0	
2015	TOTAL	1	0	0	

Staffordshire Police did not provide data about non-criminal antisemitic incidents.

## SUFFOLK CONSTABULARY

JEWISH POPULATION: 677

		ALL ANTISEMITIC CRIME	VIOLENT ANTISEMITIC CRIME	ANTISEMITIC CRIMES CHARGED	NON- CRIMINAL ANTISEMITIC INCIDENTS
2014	JAN	0	0	0	0
	FEB	0	0	0	0
	MAR	0	0	0	0
	APR	0	0	0	0
	MAY	0	0	0	0
	JUN	0	0	0	2
	JUL	0	0	0	1
	AUG	0	0	0	1
	SEP	0	0	0	0
	OCT	1	0	0	0
	NOV	1	1	1	0
	DEC	0	0	0	1
2015	JAN	0	0	0	0
	FEB	0	0	0	0
	MAR	0	0	0	0
	APR	0	0	0	0
	MAY	0	0	0	0
	JUN	0	0	0	0
	JUL	0	0	0	0
	AUG	0	0	0	0
	SEP	1	0	0	1
	OCT	0	0	0	0
	NOV	0	0	0	0
	DEC	0	0	0	0
2014	TOTAL	2	1	1	5
2015	TOTAL	1	0	0	1

# SURREY POLICE

JEWISH POPULATION: 3,055

		ALL ANTISEMITIC CRIME	VIOLENT ANTISEMITIC CRIME	ANTISEMITIC CRIMES CHARGED	NON- CRIMINAL ANTISEMITIC INCIDENTS
2014	JAN	0	0	0	0
	FEB	1	1	0	0
	MAR	0	0	0	0
	APR	1	0	0	1
	MAY	0	0	0	2
	JUN	1	1	1	0
	JUL	1	1	1	0
	AUG	1	1	1	0
	SEP	0	0	0	0
	OCT	1	0	0	1
	NOV	0	0	0	1
	DEC	1	1	1	2
2015	JAN	0	0	0	2
	FEB	0	0	0	0
	MAR	0	0	0	0
	APR	0	0	0	1
	MAY	2	2	1	0
	JUN	2	2	0	0
	JUL	3	3	1	0
	AUG	0	0	0	0
	SEP	1	0	0	0
	OCT	1	1	0	0
	NOV	1	0	0	1
	DEC	2	2	0	0
2014	TOTAL	7	5	4	7
2015	TOTAL	12	10	2	4

## SUSSEX POLICE

JEWISH POPULATION: 5,178

		ALL ANTISEMITIC CRIME	VIOLENT ANTISEMITIC CRIME	ANTISEMITIC CRIMES CHARGED	NON- CRIMINAL ANTISEMITIC INCIDENTS
2014	JAN	0	0	0	1
	FEB	0	0	0	0
	MAR	0	0	0	0
	APR	0	0	0	1
	MAY	4	0	1	0
	JUN	1	0	0	0
	JUL	1	0	1	0
	AUG	0	0	0	1
	SEP	2	0	0	0
	OCT	1	0	0	0
	NOV	1	0	0	0
	DEC	0	0	0	0
2015	JAN	1	0	0	1
	FEB	1	0	1	0
	MAR	1	1	0	0
	APR	1	0	0	0
	MAY	2	0	2	1
	JUN	1	0	0	0
	JUL	0	0	0	1
	AUG	0	0	0	1
	SEP	1	0	0	0
	OCT	0	0	0	1
	NOV	1	0	0	0
	DEC	0	0	0	1
2014	TOTAL	10	0	2	3
2015	TOTAL	9	1	3	6

# THAMES VALLEY POLICE

JEWISH POPULATION: 5,644

		ALL ANTISEMITIC CRIME	VIOLENT ANTISEMITIC CRIME	ANTISEMITIC CRIMES CHARGED	NON- CRIMINAL ANTISEMITIC INCIDENTS
2014	JAN	1	0	0	0
	FEB	1	0	0	0
	MAR	0	0	0	1
	APR	2	0	1	1
	MAY	0	0	0	1
	JUN	0	0	0	1
	JUL	1	0	0	6
	AUG	3	0	0	2
	SEP	1	1	1	0
	OCT	1	0	0	3
	NOV	0	0	0	3
	DEC	0	0	0	2
2015	JAN	2	0	0	1
	FEB	5	2	1	2
	MAR	1	0	1	5
	APR	3	0	1	0
	MAY	3	0	0	1
	JUN	0	0	0	2
	JUL	2	0	0	2
	AUG	2	0	0	3
	SEP	2	0	1	2
	OCT	1	1	0	1
	NOV	3	0	1	3
	DEC	0	0	0	0
2014	TOTAL	10	1	2	20
2015	TOTAL	24	3	5	22



# WARWICKSHIRE POLICE

JEWISH POPULATION: 505

		ALL ANTISEMITIC CRIME	VIOLENT ANTISEMITIC CRIME	ANTISEMITIC CRIMES CHARGED	NON- CRIMINAL ANTISEMITIC INCIDENTS
2014	JAN	0	0	0	0
	FEB	0	0	0	0
	MAR	0	0	0	0
	APR	0	0	0	0
	MAY	0	0	0	0
	JUN	0	0	0	0
	JUL	0	0	0	0
	AUG	0	0	0	0
	SEP	0	0	0	0
	OCT	0	0	0	0
	NOV	0	0	0	0
	DEC	0	0	0	0
2015	JAN	0	0	0	0
	FEB	1	0	0	0
	MAR	0	0	0	0
	APR	0	0	0	0
	MAY	0	0	0	0
	JUN	0	0	0	0
	JUL	0	0	0	0
	AUG	0	0	0	0
	SEP	0	0	0	0
	OCT	0	0	0	0
	NOV	0	0	0	0
	DEC	0	0	0	0
2014	TOTAL	0	0	0	0
2015	TOTAL	1	0	0	0

## WEST MERCIA POLICE

JEWISH POPULATION: 691

		ALL ANTISEMITIC CRIME	VIOLENT ANTISEMITIC CRIME	ANTISEMITIC CRIMES CHARGED	NON- CRIMINAL ANTISEMITIC INCIDENTS
2014	JAN	0	0	0	0
	FEB	0	0	0	0
	MAR	0	0	0	0
	APR	1	0	0	1
	MAY	0	0	0	0
	JUN	0	0	0	0
	JUL	0	0	0	0
	AUG	0	0	0	0
	SEP	1	0	0	1
	OCT	1	0	0	1
	NOV	0	0	0	0
	DEC	0	0	0	0
2015	JAN	0	0	0	0
	FEB	1	0	0	1
	MAR	0	0	0	0
	APR	0	0	0	0
	MAY	0	0	0	0
	JUN	1	0	0	1
	JUL	0	0	0	0
	AUG	0	0	0	0
	SEP	1	0	1	1
	OCT	0	0	0	0
	NOV	0	0	0	0
	DEC	1	0	0	1
2014	TOTAL	3	0	0	3
2015	TOTAL	4	0	1	4

## WEST MIDLANDS POLICE

JEWISH POPULATION: 3,060

		ALL ANTISEMITIC CRIME	VIOLENT ANTISEMITIC CRIME	ANTISEMITIC CRIMES CHARGED	NON- CRIMINAL ANTISEMITIC INCIDENTS
2014	JAN	0	0	0	
	FEB	0	0	0	
	MAR	0	0	0	
	APR	1	1	0	
	MAY	0	0	0	
	JUN	0	0	0	
	JUL	0	0	0	
	AUG	4	3	0	
	SEP	0	0	0	
	OCT	2	2	0	
	NOV	1	1	0	
	DEC	1	0	0	
2015	JAN	5	3	1	
	FEB	0	0	0	
	MAR	0	0	0	
	APR	0	0	0	
	MAY	1	1	0	
	JUN	0	0	0	
	JUL	0	0	0	
	AUG	0	0	0	
	SEP	1	1	0	
	OCT	1	1	0	
	NOV	4	4	0	
	DEC	0	0	0	
2014	TOTAL	9	7	0	
2015	TOTAL	12	10	1	

West Midlands Police did not provide data about non-criminal antisemitic incidents.

# WEST YORKSHIRE POLICE

JEWISH POPULATION: 7,605

		ALL ANTISEMITIC CRIME	VIOLENT ANTISEMITIC CRIME	ANTISEMITIC CRIMES CHARGED	NON- CRIMINAL ANTISEMITIC INCIDENTS
2014	JAN	0	0	0	0
	FEB	2	1	0	0
	MAR	1	0	0	1
	APR	1	1	0	1
	MAY	0	0	0	0
	JUN	1	1	1	1
	JUL	3	2	0	5
	AUG	5	5	0	3
	SEP	1	1	1	3
	OCT	1	1	0	1
	NOV	0	0	0	1
	DEC	1	0	0	2
2015	JAN	2	2	1	0
	FEB	1	1	0	3
	MAR	1	1	0	0
	APR	1	1	1	0
	MAY	3	3	0	3
	JUN	4	4	1	1
	JUL	1	1	0	2
	AUG	0	0	0	0
	SEP	3	2	1	2
	OCT	3	2	1	1
	NOV	2	2	1	1
	DEC	5	3	0	2
2014	TOTAL	16	12	2	18
2015	TOTAL	26	22	6	15

# WILTSHIRE POLICE

JEWISH POPULATION: 535

		ALL ANTISEMITIC CRIME	VIOLENT ANTISEMITIC CRIME	ANTISEMITIC CRIMES CHARGED	NON- CRIMINAL ANTISEMITIC INCIDENTS
2014	JAN	0	0	0	0
	FEB	0	0	0	0
	MAR	0	0	0	0
	APR	0	0	0	0
	MAY	0	0	0	0
	JUN	0	0	0	0
	JUL	0	0	0	0
	AUG	0	0	0	0
	SEP	0	0	0	0
	OCT	0	0	0	0
	NOV	0	0	0	0
	DEC	0	0	0	0
2015	JAN	0	0	0	0
	FEB	0	0	0	0
	MAR	0	0	0	0
	APR	0	0	0	0
	MAY	0	0	0	0
	JUN	0	0	0	0
	JUL	0	0	0	0
	AUG	0	0	0	0
	SEP	0	0	0	0
	OCT	1	0	0	0
	NOV	0	0	0	0
	DEC	0	0	0	0
2014	TOTAL	0	0	0	0
2015	TOTAL	1	0	0	0